

# A Great Past, A Greater Future

*Duff Gillespie*

*Tuesday 09 April 2019*

  
JOHNS HOPKINS  
BLOOMBERG SCHOOL  
of PUBLIC HEALTH

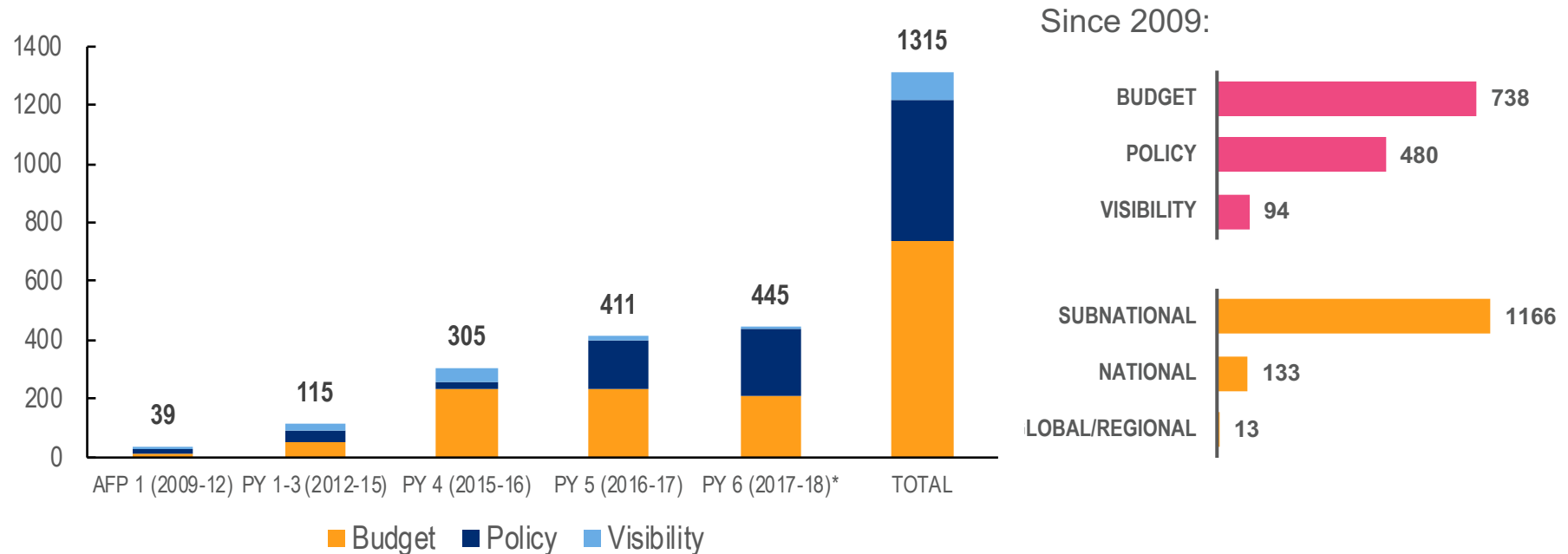
Bill & Melinda Gates Institute for  
Population and Reproductive Health

  
A D V A N C E  
FAMILY PLANNING



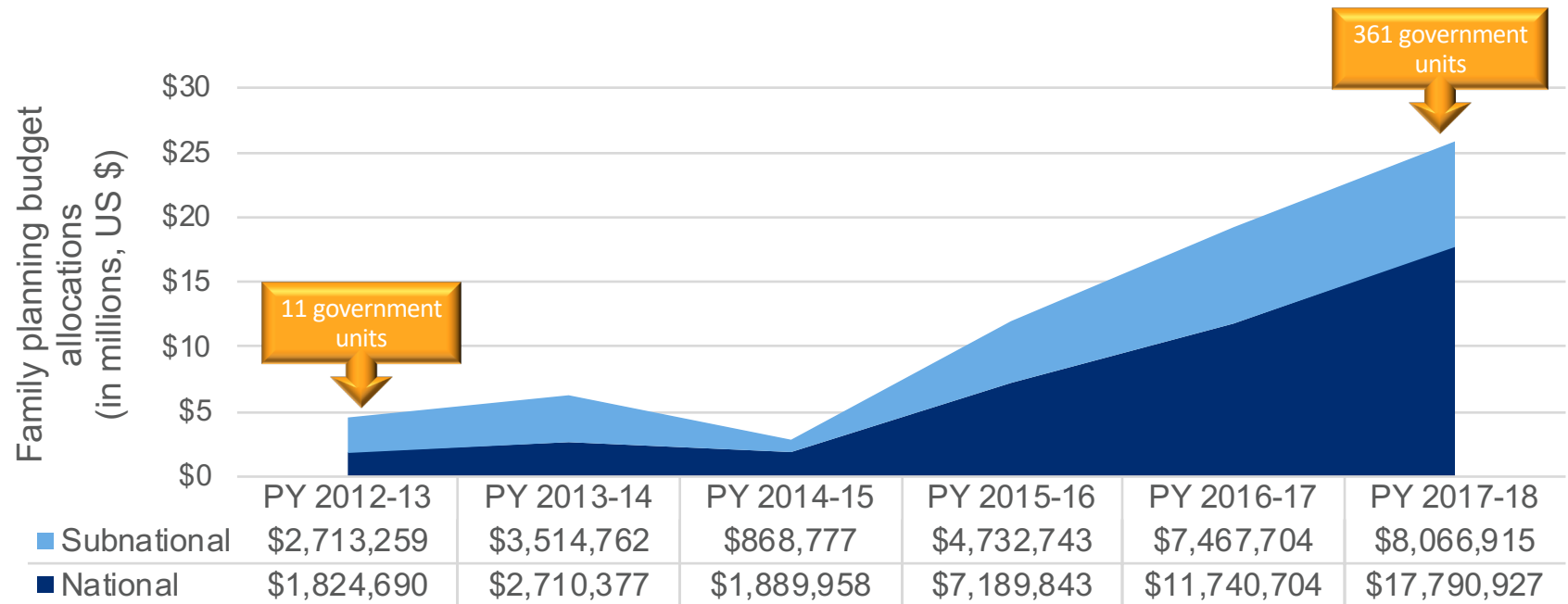
# AFP's Past Success

# Number of Advocacy Wins Continues to Rise, to a Record 445 in Year 6



1. Most of AFP's advocacy wins (**56%**) since 2009 were **budget wins**.
2. The vast majority of the **1,315 advocacy wins (89%)** were achieved at the **subnational** level.
3. Even though in year 6, AFP partners scaled back engagement at the subnational level, the number of advocacy wins continued to increase.

# Investments in Family Planning Increased in AFP Geographies



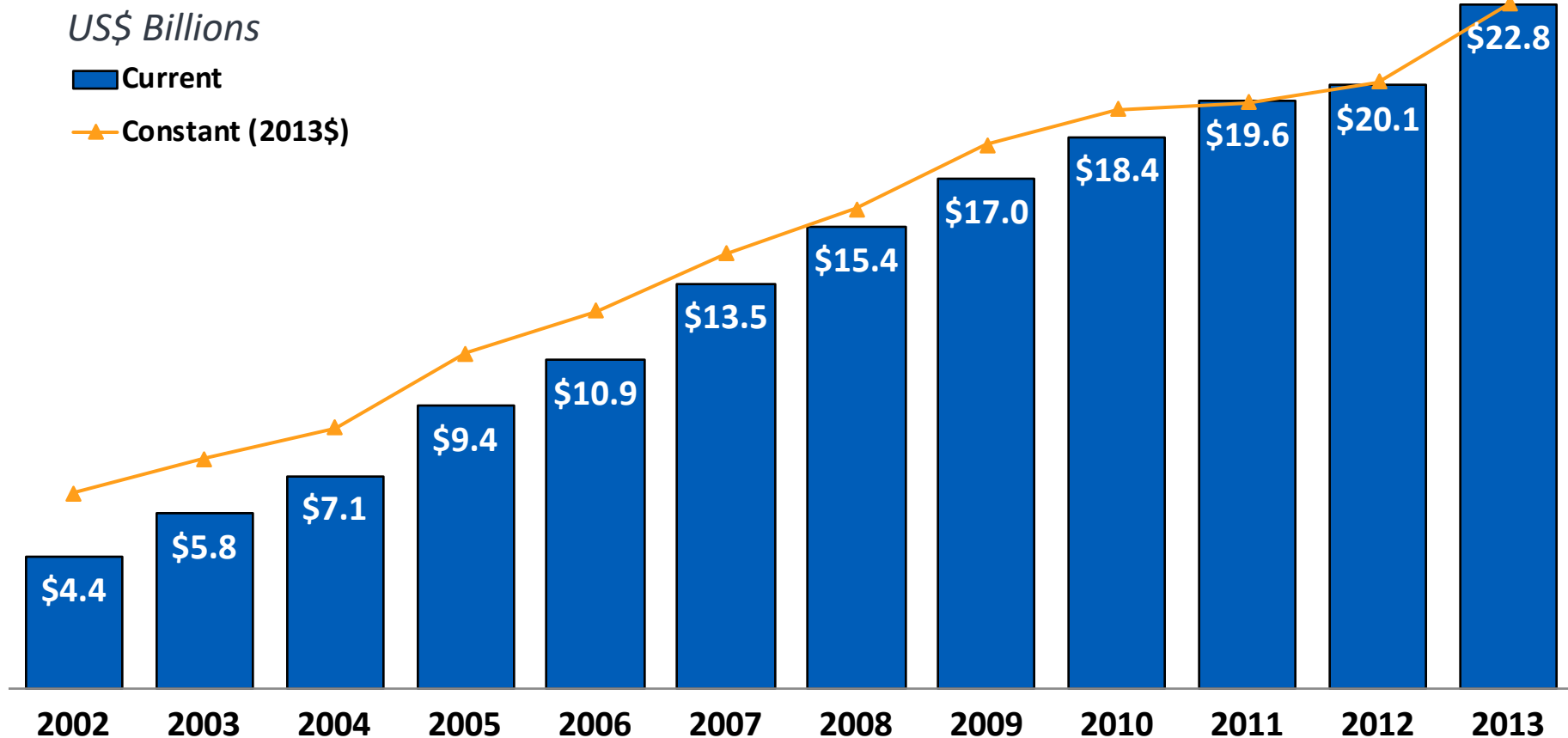
In 2017-2018:

1. **361 governments and 4 corporations** allocated **\$25.8 million** for family planning, a **35% increase** from the previous year.
  - a. **\$304,698 in new, first-time allocations** for family planning
2. **143 geographies** made **repeat allocations** for 2+ consecutive years
3. **67 geographies** **sustained** the same level of funding or **increased funding**

# Challenges To Local Ownership

The background of the slide is a solid light blue. It is decorated with several geometric shapes, primarily triangles, in three shades of blue (dark, medium, and light) and white. These shapes are arranged in a pattern that is more dense on the right side and along the top and bottom edges, leaving the central area where the text is located relatively clear.

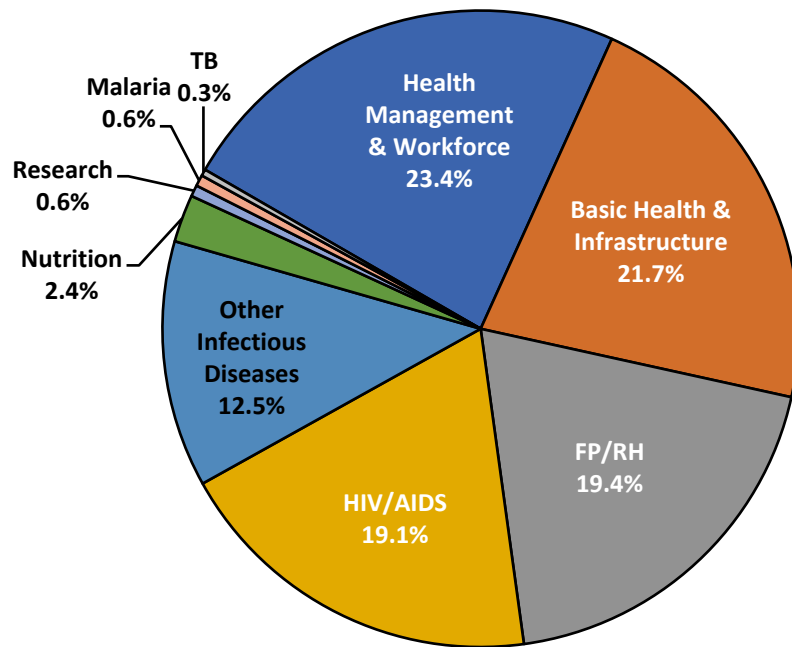
# ODA Disbursements for Health, 2002-2013



NOTES: Amounts in gross US\$ disbursements. Health ODA combines data from three OECD CRS sub-sectors: (1) Health; (2) Population Policies/Programs and Reproductive Health (includes HIV/AIDS & STDs); and (3) Other Social Infrastructure and Services - Social Mitigation of HIV/AIDS.  
SOURCE: Analysis of data obtained via online query of the OECD Development Assistance Committee (DAC) Database and Creditor Reporting System (CRS); September 14, 2015.

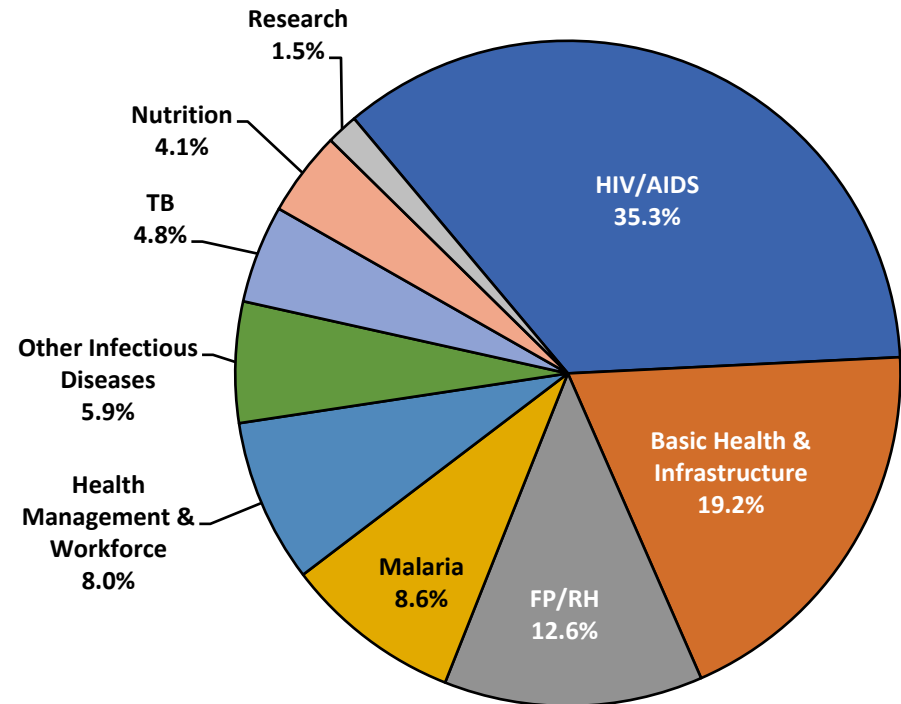
# Major Sub-Sector Share of Health ODA, 2002 & 2013

**2002**



**Total = \$4.4 billion**

**2013**



**Total = \$22.8 billion**

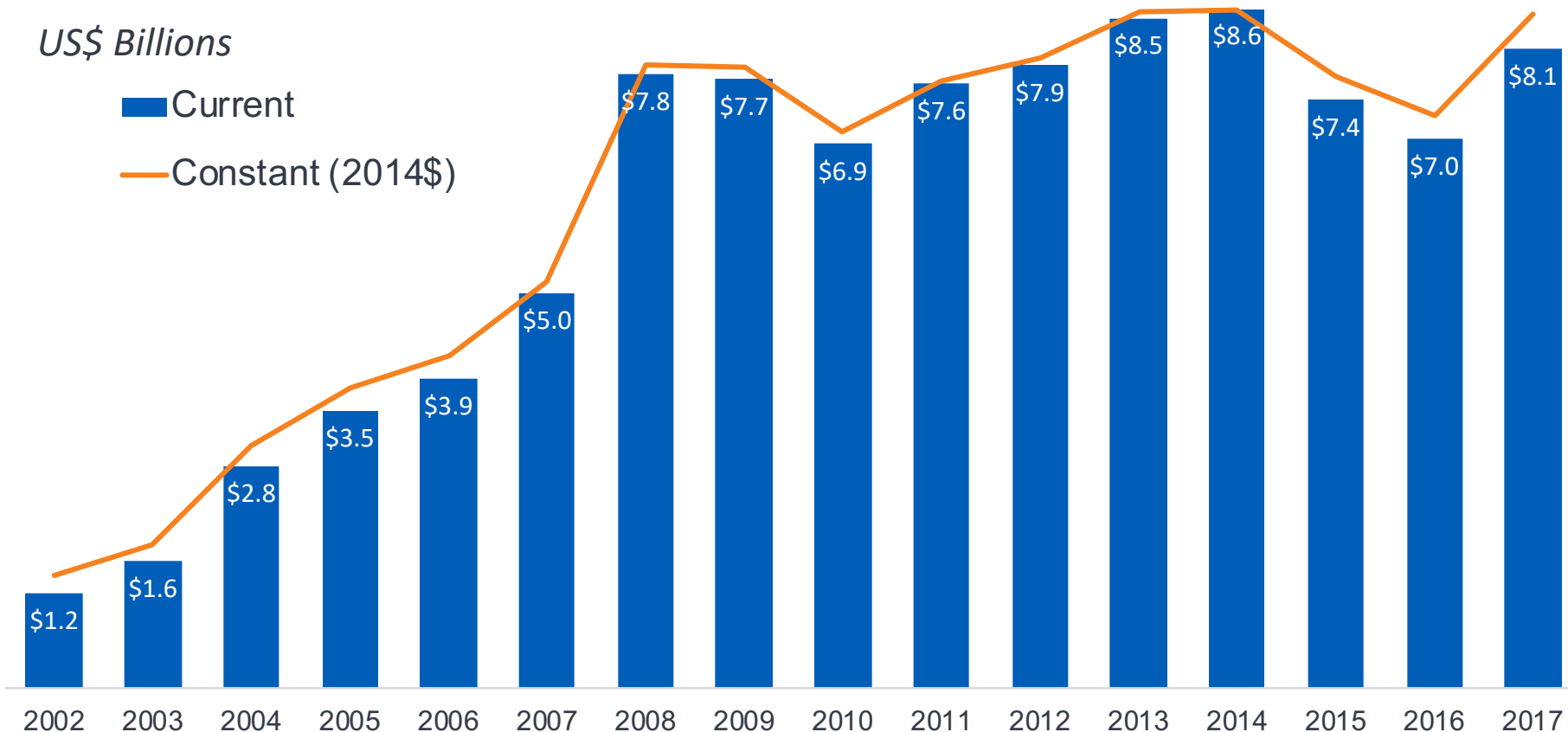
NOTES: Amounts in gross US\$ disbursements. Health ODA combines data from three OECD CRS sub-sectors: (1) Health; (2) Population Policies/Programs and Reproductive Health (includes HIV/AIDS & STDs); and (3) Other Social Infrastructure and Services - Social Mitigation of HIV/AIDS.  
SOURCE: Analysis of data obtained via online query of the OECD Development Assistance Committee (DAC) Database and Creditor Reporting System (CRS); September 14, 2015.

# Donor Government Disbursements for HIV, 2002-2017

US\$ Billions

■ Current

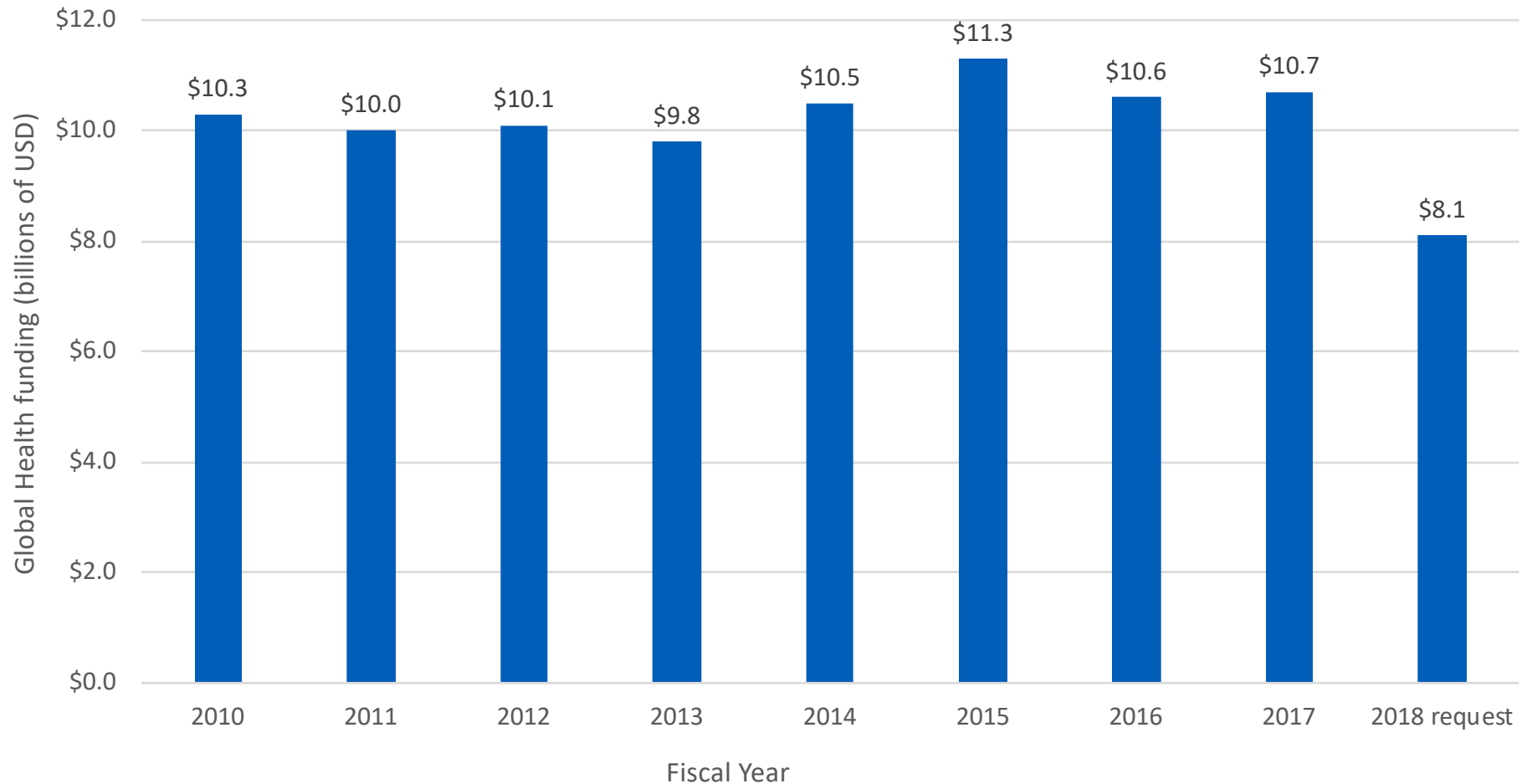
— Constant (2014\$)



SOURCES: UNAIDS and Kaiser Family Foundation analyses; Global Fund to Fight AIDS, Tuberculosis and Malaria online data queries; UNITAID Annual Reports and direct communication; OECD CRS online data queries.

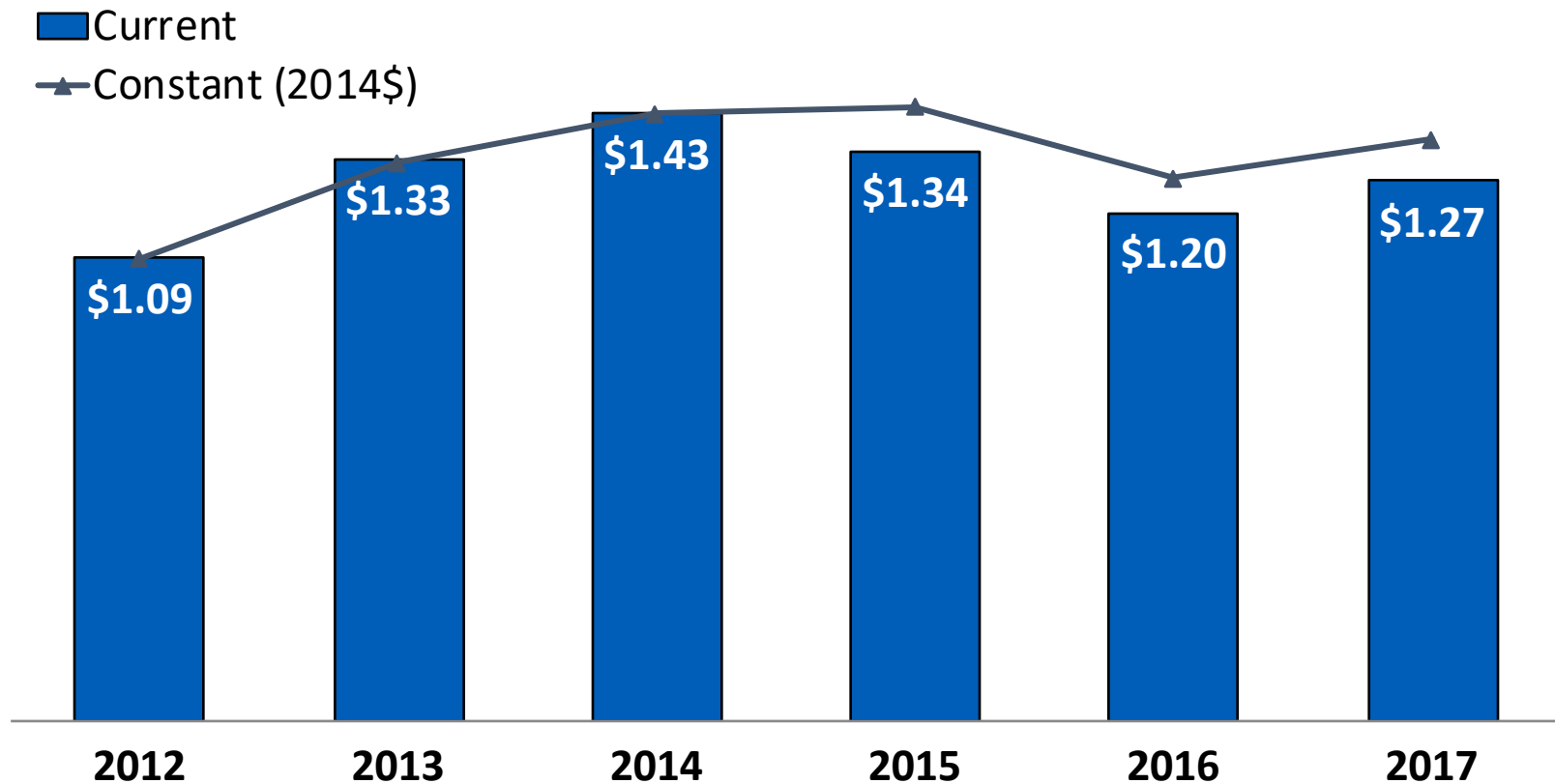


# U.S. Funding for Global Health and International FP/RH has Stagnated



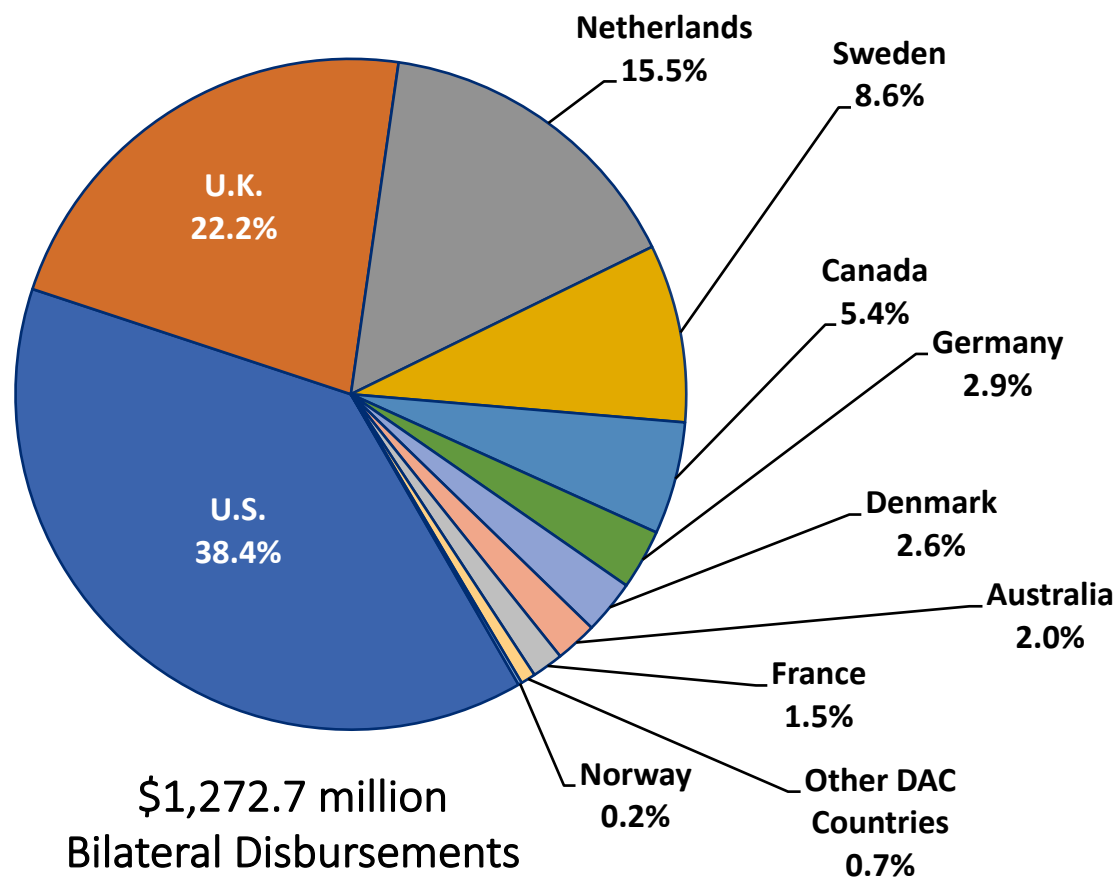
Source: Kaiser Family Foundation. US Global Health Budget: Overview. November 2017

# Donor Government Bilateral Assistance for Family Planning, 2012-2017



SOURCE: Kaiser Family Foundation analyses of data from donor governments and OECD CRS database.

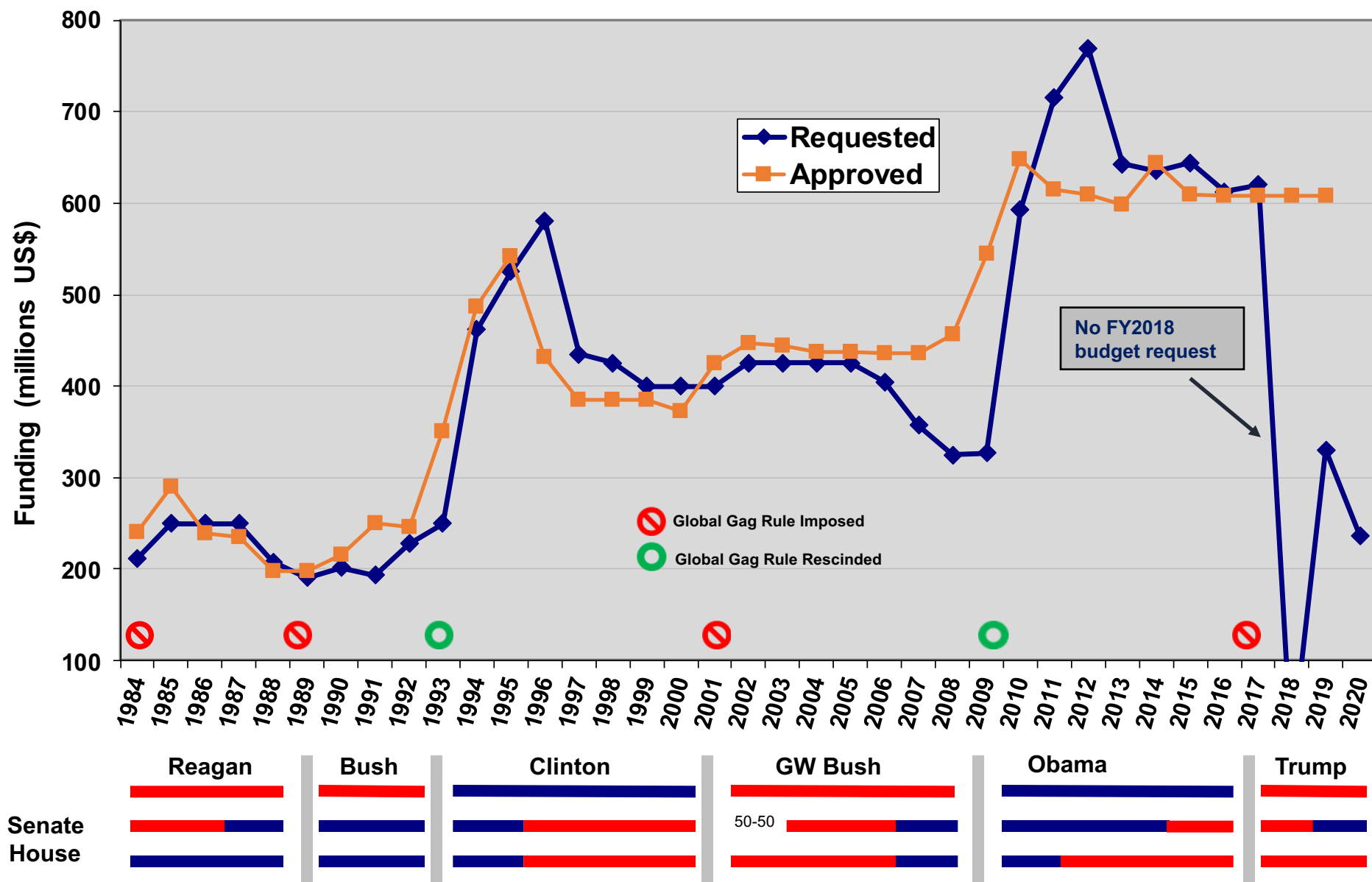
# Donor Governments as a Share of Total Bilateral Disbursements for Family Planning, 2017



NOTE: Based on current US\$.

SOURCE: Kaiser Family Foundation analyses of data from donor governments and OECD CRS database.

# U.S. Population Funds: A Brief Case Study



# Health Spending, by Country and Source, 2014

Country	Total health expenditure per GDP	Domestic government health spending*	Prepaid private spending*	Out-of-pocket spending*	Development assistance for health*
Bangladesh	2.9%	22.7%	0.0%	65.6%	11.7%
DRC	4.5%	21.3%	0.0%	37.4%	41.3%
India	4.5%	31.3%	2.4%	65.6%	0.7%
Indonesia	2.5%	42.7%	2.7%	53.5%	1.1%
Kenya	6.4%	37.8%	3.8%	23.4%	35.0%
Nigeria	3.7%	22.1%	0.8%	70.1%	7.0%
Tanzania	6.4%	20.3%	17.1%	20.2%	42.4%
Uganda	18.1%	0.9%	64.8%	16.4%	18.0%

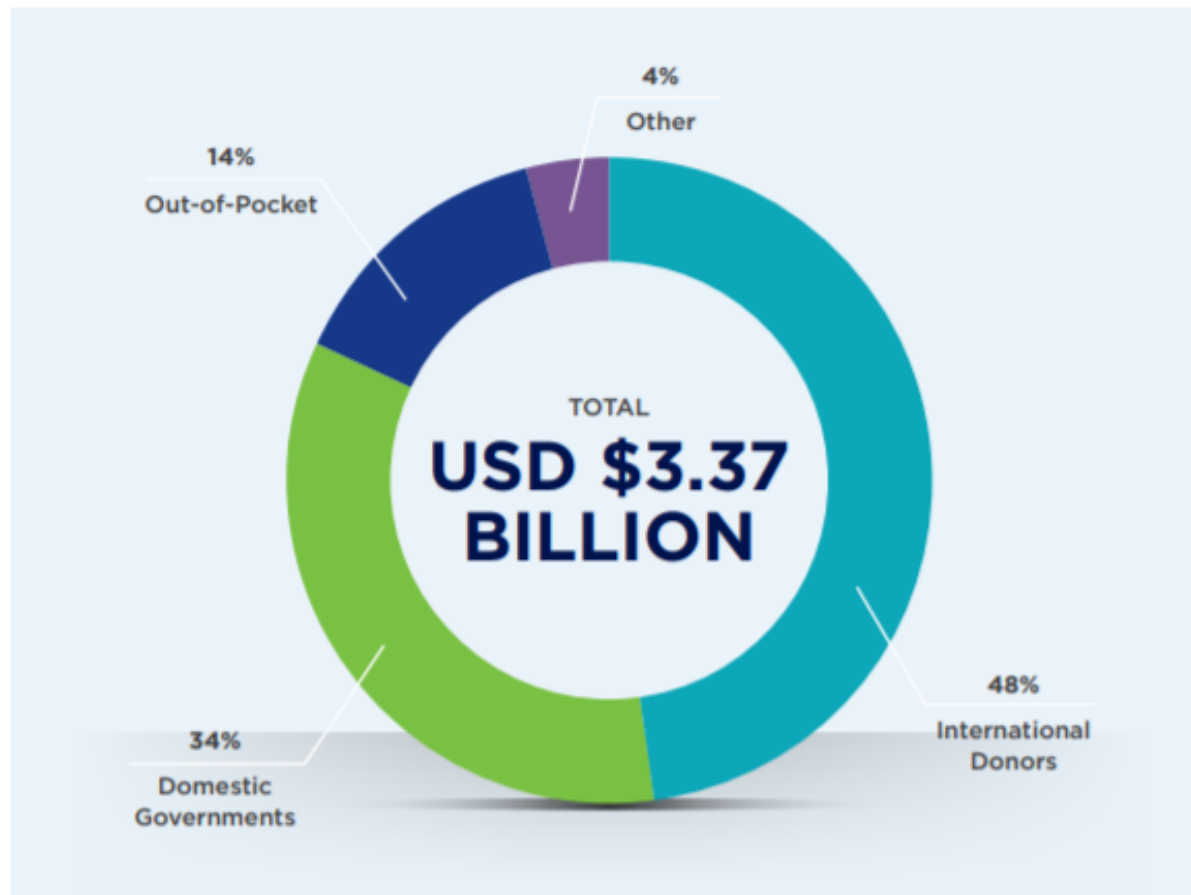
\*Per total health spending

**Source:** Dieleman, J. et al. (2017) *Evolution and patterns of global health financing 1995–2014: development assistance for health, and government, prepaid private, and out-of-pocket health spending in 184 countries*. Lancet 2017. Published Online April 19, 2017 [http://dx.doi.org/10.1016/S0140-6736\(17\)30874-7](http://dx.doi.org/10.1016/S0140-6736(17)30874-7)

# Who Pays for Family Planning

**FIGURE 3**  
**DISTRIBUTION**  
**OF FAMILY**  
**PLANNING**  
**EXPENDITURES**  
**IN 69 FP2020**  
**COUNTRIES BY**  
**SOURCE OF**  
**FUNDS, 2016**

**Note:** figures based on analysis by Track20 and the Expert Advisory Group on International Family Planning Expenditures.



# Rising Nationalism

Brexit-led nationalism is destroying  
Britain's overseas aid effort

*Steve Bloomfield*

The bogus idea of a generous UK being taken for a ride by  
foreigners is fuelling cheerleaders of moves to cut the budget

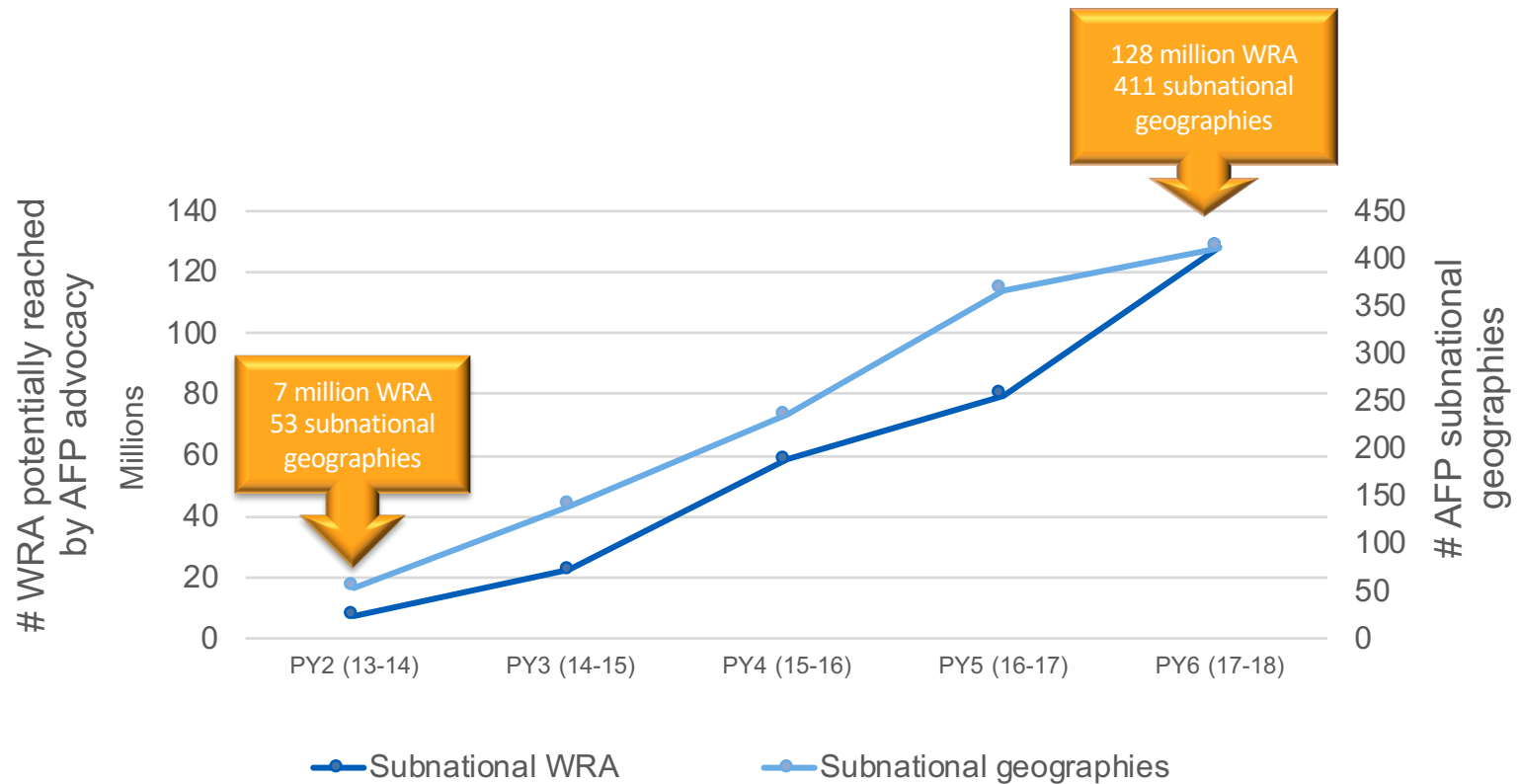


# Opportunities For Scale Up

The background of the slide is a solid light blue. It is decorated with several clusters of triangles in two shades of blue (a medium blue and a darker navy blue) and white. These triangles are arranged in a geometric, somewhat chaotic pattern, primarily concentrated in the top right and bottom left corners, leaving the center area clear for the text.



# AFP Increased Its Geographic Reach



>16 fold increase in population potentially benefiting from AFP advocacy, since 2013

>6 fold increase in the # of AFP subnational geographies

# Scaling Up Advocacy Globally by Mainstreaming AFP SMART Advocacy

## 6 Mainstreaming INGOs

Jhpiego

Pathfinder

Population Council

Marie Stopes International

Center for Communication Programs

Amref



**148** country offices in 81 countries

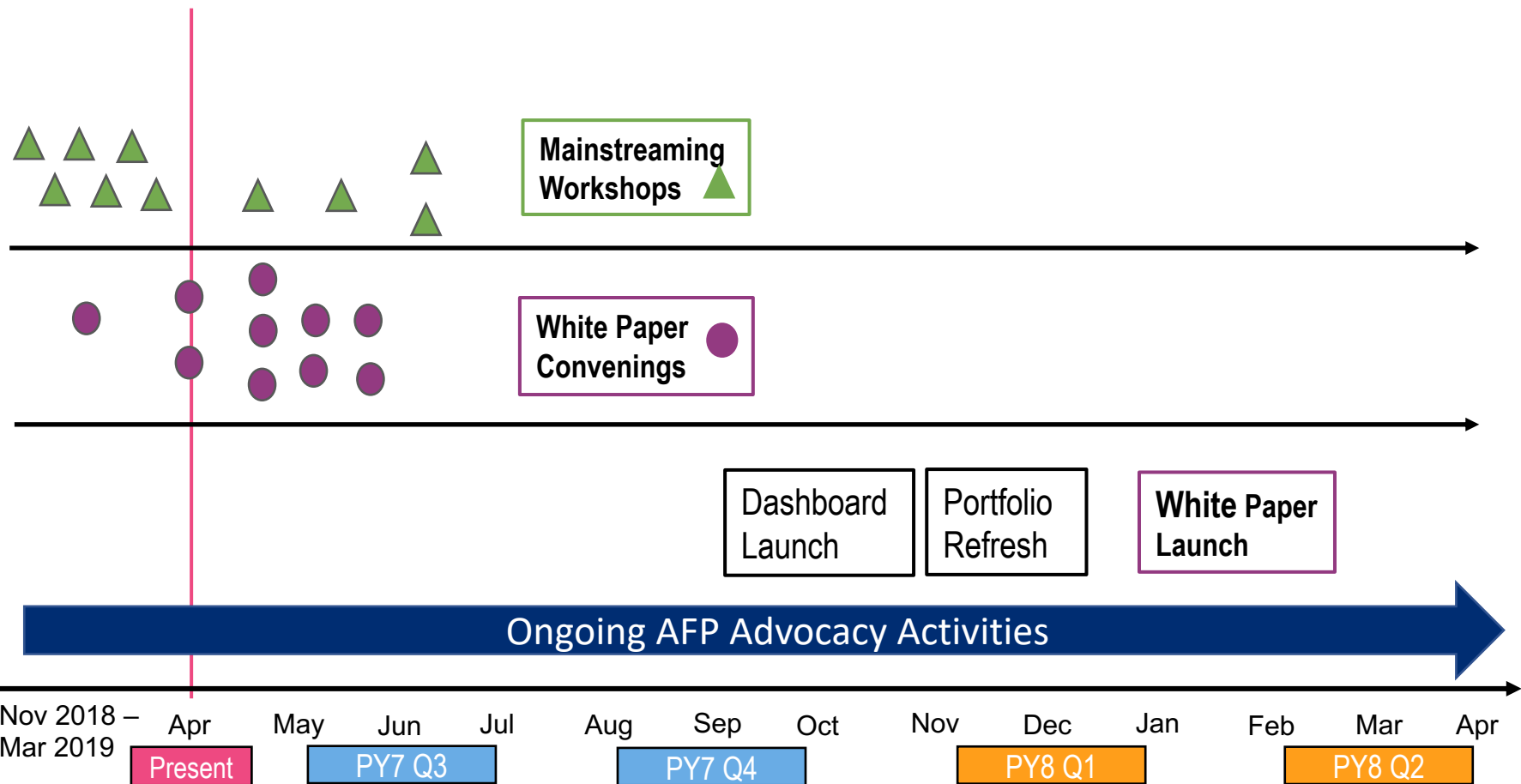


**17,980** employees



**\$1.2 billion** budget (combined)

# AFP Timeline Of Activities



# Ongoing Priorities

1. Budgets
2. Task sharing
3. DMPA-SC
4. Postpartum Family Planning
5. Youth
6. Quality
7. Transition to Sustainability
8. Ouagadougou Partnership Regional Effort



# SMART advocacy leads to action